




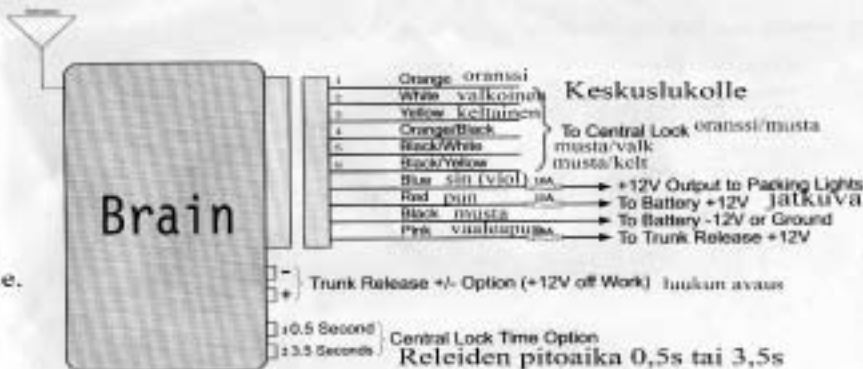
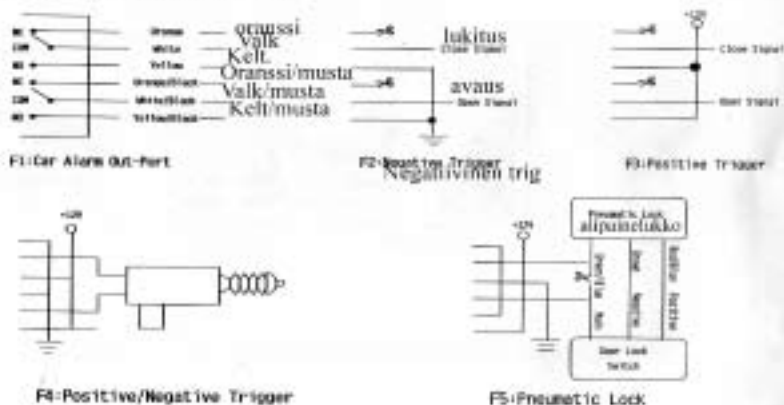


# Keyless Entry Instruction

- Unlock:** Press the button  on the remote transmitter once to unlock while the parking lights flash twice.  
avaus: paina nappia  lukitusnappea, valo vilkahtaa 2 kertaa.
- Lock:** Press the button  on the remote transmitter once to lock while the parking lights flash once.  
lukitus: paina lukitusnappea, valo vilkahtaa kerran.
- Location:** When locked, press the button  on the remote transmitter once to locate the vehicle while the parking lights flash three times.
- Trunk Release:** Press the button  on the remote transmitter once for two seconds to takaluukun avaus. paina nappia 2 sekuntia avataksesi luukku. release the trunk while the parking light flash three times.
- Negative / Positive Output Option for Trunk Release:**  
Plug in + for +12V Output; positiivinen tai negatiivinen jännite takaluukulle.  
Plug in - for -12V Output (to Ground).
- Time Option of central Door Locking System:**  
Plug in 1 position is 0.5 Second for electric Central Lock; releen pulssi 0,5c  
Plug in 2 position is 3.5 Seconds for Pneumatic Central Lock. releen pulssi 3,5s alipaine keskustukolle.



## Central Lock Wiring Diagram



# Keyless Entry Instruction

